


**STATE OF NORTH CAROLINA
DEPARTMENT OF CORRECTION**



***Division of Adult Correction
Community Corrections***
**ANNUAL LEGISLATIVE REPORT
ON THE
CRIMINAL JUSTICE PARTNERSHIP ACT**

March 1, 2012

Beverly Eaves Perdue
Governor

W. David Guice
Director

Reuben F. Young
Secretary

Table of Contents

I.	Introduction.....	Page 2
II.	Funding Carryover.....	Page 4
III.	Discretionary Funding	Page 4
IV.	New Requests	Page 4
V.	Electronic Reporting	Page 4
VI.	Offender Participation Data	Page 4
VII.	Comparable Program Analysis	Page 5
VIII.	Standards Evaluation	Page 5
IX.	Service Providers and Provider Funding.....	Page 5
	Summary	Page 6

Additional Report Resources & Data Support

Types of CJPP Programs & Offenders Served	Appendix A
Appropriations by County	Appendix B
Offender Participation and Program Analysis.....	Appendix C
Program Quality Assurance and Minimum Standards.....	Appendix D
CJP Service Provider Listing & Funding Received.....	Appendix E

CRIMINAL JUSTICE PARTNERSHIP PROGRAM

SECTION 18.8.(e) The Department of Correction shall report by March 1 of each year to the Chairs of the House of Representatives and Senate Appropriations Committees, the House of Representatives and Senate Appropriations Subcommittees on Justice and Public Safety, and the Joint Legislative Corrections, Crime Control, and Juvenile Justice Oversight Committee on the status of the State-County Criminal Justice Partnership Program. The report shall include the following information:

- (1) The amount of funds carried over from the prior fiscal year;
- (2) The dollar amount and purpose of grants awarded to counties as discretionary grants for the current fiscal year;
- (3) Any counties the Department anticipates will submit requests for new implementation grants;
- (4) An update on efforts to ensure that all counties make use of the electronic reporting system, including the number of counties submitting offender participation data via the system;
- (5) An analysis of offender participation data received, including data on each program's utilization and capacity;
- (6) An analysis of comparable programs prepared by the Division of Research and Planning, Department of Correction, including a comparison of programs in each program type on selected outcome measures developed by the Division of Community Corrections in consultation with the Fiscal Research Division and the Division of Research and Planning, and a summary of the reports prepared by county Criminal Justice Partnerships Advisory Boards;
- (7) A review of whether each sentenced offender program is meeting established program goals developed by the Division of Community Corrections in consultation with the Division of Research and Planning and the State Criminal Justice Partnership Advisory Board;
- (8) The number of community offenders and intermediate offenders served by each county program;
- (9) The amount of Criminal Justice Partnership funds spent on community offenders and intermediate offenders; and
- (10) A short description of the services and programs provided by each partnership, including who the service providers are and the amount of funds each service provider receives.

Introduction

The Criminal Justice Partnership Program (CJPP) provides grants to support community-based programs aimed at reducing recidivism, probation revocations, alcoholism and other drug dependencies, and the costs of incarceration to the state and counties; the Division of Community Corrections (DCC) administers the program. During FY 2010-11, the eligible offender population or adult included adult sentenced offenders who receive an intermediate sanction, post-release or parole, a community punished offender who would benefit from the program participation, based on the results of a risk assessment.

For the FY 2010-11, CJPP funded 83 programs which were operating in 95 counties. For a variety of reasons, four counties have never applied for or received funding (Bladen, Dare, Hyde and Lincoln). Lee county is funded but does not currently participate in CJPP. Over the history of CJPP, the types of programs operating have consolidated into three basic types as described below:

- *Day Reporting Centers* (18 total programs statewide) function as a restrictive intermediate punishment sanction within Structured Sentencing. Aiming to provide a measure of control and treatment, the centers provide increased structure to the offender's daily activities by requiring attendance at the day reporting center in combination with restrictive supervision from DCC. DCC probation officers are housed within each day reporting center, and noncompliant behavior receives an immediate response. Probation officers also assist with case management and planning, and deliver some direct services such as cognitive behavioral intervention counseling. Required core services include substance abuse treatment, drug screening, basic education assistance, cognitive behavioral intervention and employment assistance. Services are offered during both day and evening hours, and a continuum of consequences and rewards exists as a behavioral management tool. Free services that may be available are offered on-site and CJPP funds are not used to provide any duplication of existing services.
- *Satellite Substance Abuse Programs* (42 total programs statewide) function as a one-stop location for substance abuse treatment services. Treatment services are provided through a contractual agreement with a licensed provider. Services provided include assessments, individual treatment plans, and treatment programs of intensive outpatient or regular outpatient depending on the assessed need. Aftercare services are also included. DCC probation officers provide assistance to treatment staff with drug screening, attendance, and responses to noncompliant behavior.
- *Resource Centers* (23 total programs statewide) function as a one-stop location for a variety of services, similar to day reporting centers, but without the required core services included in a day reporting center. Services also may be delivered off-site through a referral process. Many of the same services offered within the day reporting centers are offered, depending upon the most important need for the county and funding support. DCC probation officers provide assistance as well.

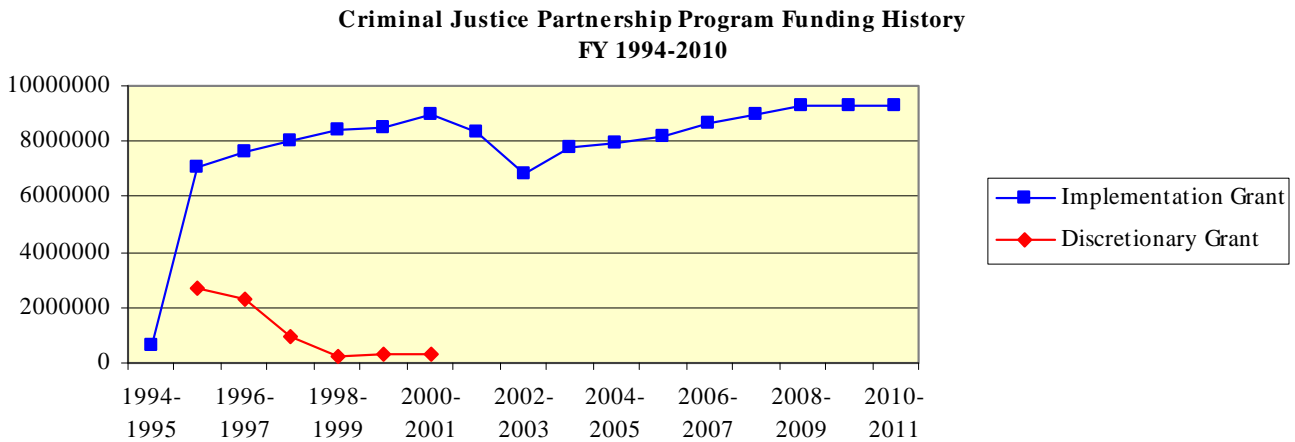
Appendix A provides additional detail on each location and program type.

The total funds for CJPP have decreased since the program first was fully funded in FY 1995-1996. Originally, funding was established at \$12 million annually: \$9.6 million for “implementation” or operating funds grants and \$2.4 million for discretionary grants.

In the intervening years, the General Assembly has implemented various types of reductions in CJPP funding, including across-the-board cuts; restricting funding to counties participating during the previous fiscal year; targeting cuts to counties operating day reporting centers and other programs for the funding of case manager positions; and the total elimination of discretionary grant funding. In an effort to assist counties with these funding reductions, in FY 2002-2003, the General Assembly authorized the reallocation of unspent or unclaimed CJPP funds on a case-by-case basis to counties in need of additional funding to maintain services.

For FY 2010-11, the certified appropriation for CJPP was \$9,410,863. The chart below illustrates the history of CJPP funding since FY 1994-95.

CJPP Program Funding History



For FY 2010-11, grant awards to counties were based on the following formula pursuant to N.C.G.S. § 143B-273.15: (1) Twenty-five percent (25%) based on a fixed equal dollar amount for each county; (2) Fifty percent (50%) based on the county share of the state population; and (3) Twenty-five percent (25%) based on the intermediate punishment entry rate for the county, using the total of the three most recent years of data available divided by the average county population for that same period. The sum of these amounts represented the total amount of the funding that a county could apply. N.C.G.S. § 143B-273.15 also provided that “grants to participating counties are for a period of one fiscal year with unobligated funds being returned to the account at the end of the grant period.” Funds are provided to participating counties on a reimbursement basis unless a county documents a need for an advance of grant funds.

Appendix B provides a list of each county’s statutory appropriation and the amount of carryover funds for FY 2009-2010.

1. Funding Carryover FY 2009-2010 to 2010-2011:

CJPP funding does not revert at the end of a fiscal year. Instead, this amount is carried forward and can be used until August 15 and for the semiannual reallocated request.

<i>\$1,833,289</i>	<i>Carry-over funding</i>
<i>- \$814,182</i>	<i>End of year expenditures (FY 2009-2010)</i>
<i>\$1,019,107</i>	<i>(Carryover Balance)</i>
<i>-27,994</i>	<i>Reallocation expenditures for (FY 2010--2011)</i>
<i>\$ 991,113</i>	<i>(Carryover Balance)</i>

2. Discretionary Funding FY 2010-11

During FY 2010-11, due to state budget constraints CJPP carry forward was not allocated back out to the counties.

3. New Requests

Ninety-five of North Carolina's 100 counties receive CJPP funding. Of the remaining six counties, four counties have never participated in CJPP or applied for implementation funding: Bladen, Dare, Hyde and Lincoln. The remaining county, Lee, is funded but does not participate in CJPP.

4. Electronic Reporting

All participating programs submit data via the CJPP Information Management System (CJPP IMS) An electronic database that provides offender specific data to be used to produce reliable outcome information. DCC administrative staff and CJPP community development specialists provide continual assistance, support and training to the programs in order to maintain consistent use.

5. Offender Participation Data

Each county has wide latitude under the Partnership Act to determine needs and program design through the local county advisory board. While DCC staff members provide oversight and technical assistance, the decision on what is best for the county is a local decision. All of the CJPP programs provide some combination of substance abuse treatment, education and employment services.

The average cost per offender per day for FY 2010-2011 was \$19.70 for day reporting centers (DRC), \$10.79 for satellite substance abuse (SSA) centers and \$10.29 for resource centers (RC). These reported costs do not take into consideration expenditures funded by the county or any other outside sources, but do represent the total cost for all state funds, including administrative overhead. For FY 2010-2011, the following table provides the overall use statewide for each program type:

CJPP Statewide Utilization FY 2010-2011

Programs	Population on July 1, 2010	Entries	Exits	Offender Utilization	Yearly Offender Service Goal	Percent of Offender Goal Utilized	Cost Per Day Per Offender
SSA	833	2,118	2,010	2,951	2,835	94%	\$ 10.79
DRC	642	1,617	1,569	2,259	2,464	92%	\$ 19.70
RC	674	1,266	1,344	1,940	2,106	92%	\$ 10.29
Totals	2,149	5,001	4,923	7,150	7,405	97%	\$ 11.45

6. Analysis of Comparable Programs

DOC Research and Planning conducted an annual review of the offender participation data and program analysis, the results of which are contained in Appendix C. *Appendix C* contains a thorough analysis and comparison of the different types of CJPP programs. The report identifies three major objectives--protect the public, maintain compliance, and improve offender behavior—that are evaluated using the following intermediate outcome measures: demographics of admitted offenders; admission by Structured Sentencing grids; exits by reported exit type; program exits drug test results; success of offender services; and employment data. The analysis indicates that programs strive to achieve the objectives in a number of ways. First, CJPP programs protect the public by addressing the needs of a high-risk offender population, which includes a heavy concentration of felons and offenders required to participate in CJPP as a result of a violation or the use of a probation officer's delegated authority. Second, CJPP promotes compliance as evidenced by the fact that the revocation rate is only slightly higher than the rate for other intermediate sanctions--despite the fact that many CJPP offenders already are engaged in the violation process or have demonstrated noncompliant behavior in other ways. Finally, the analysis indicates that offenders are more likely to succeed if they successfully complete CJPP programs such as cognitive behavioral intervention, life skills, substance abuse treatment and education.

7. Standards Evaluation

In 2002, DCC developed minimum program standards for all programs that receive CJPP funding. The standards are based on best practices and available scientific research indicating what works the best in correctional programs to achieve behavioral change. Since implementation, the DCC staff has completed quality assurance reviews of all participating programs to determine compliance with the minimum program standards. For FY 2010-11, the results continue to show that the majority of the programs meet the minimum standards.

8. Program Descriptions, Service Providers and Provider Funding Amounts

Each of the CJPP programs provides a variety of services designed to meet offender needs. Providers of these services vary by location, depending on the program type and county resources. In many programs, the use of in-kind services is utilized when possible, and the program staff often is certified to provide services as well. DCC probation officers also assist in providing direct services to offenders, such as assisting with cognitive behavior intervention classes. Contractual service providers are utilized in many areas as well. The service provider contracts are included as a part of the application for the continuation of implementation funding on an annual basis. Each local program is responsible for maintenance of the provider contract details. For FY 2010-11, contractual expenditures represented 49% of the total expenditures.

Appendix E provides the listing of the contract service providers and the associated funding for their services.

Summary

CJPP programs continued to improve service delivery during FY 2010-2011 with a focus on ensuring that evidence-based practices were implemented and delivered to the targeted offender population. DCC began providing training on evidence based practices and encouraged CJPP program staff to attend. CJPP programs will continue to improve as DCC's risk/needs instrument becomes fully operational with the appropriate referrals in each program. The annual review of the data and comparative analysis of the programs continues to indicate that the programs are meeting the affirmed goals. While there are differences in the programs and in their levels of success, DCC provides assistance to enable continued improvement in offender outcomes for this extremely valuable resource. In this time of budget shortfalls, CJPP remains one of the only available resources in our counties where offenders are able to receive the treatment and services they need to stay focused on leading productive lives. CJPP represents a partnership between the state, counties, and various treatment, education and vocational providers working jointly to effect positive behavioral change in the thinking, motivation, and actions of criminal offenders.

In June of 2011 the Justice Reinvestment Act was signed into law (SL 2011-192). This law repealed the Criminal Justice Partnership Program and created the Treatment for Effective Community Supervision Program (TECSP). The repeal of CJPP was effective July 1, 2011; however the current Criminal Justice Partnership providers were allowed to continue services under a sole-source contract for FY 2011-2012. TECSP is expected to be fully functional by the start of fiscal year 2012.

Appendix A
CRIMINAL JUSTICE PARTNERSHIP PROGRAM
TYPES OF CJPP PROGRAMS BY COUNTY
For Funding Period July 1, 2010 through June 30, 2011

County	Offender Utilization	Yearly Service Goal	Program Type			Type & Number of Services				Cost Per Program Per Offender
			Day Reporting Center	Satellite Substance Abuse	Resource Center	Substance Abuse Treatment	Edu cation	Job Dev elop	Other	
First Division										
Albemarle Region	163	167			1	3	1	1	2	12.82
Beaufort	86	81		1		1				11.58
Bertie	75	118	1			1	1	1	1	13.60
Carteret	65	91			1	1	1	1	1	10.73
Craven	167	126		1		1				5.66
Duplin	69	91		1		1			1	10.50
Edgecombe	71	66		1		1				18.46
Greene	85	77		1		1				11.29
Halifax	105	104	1			1	1	1	1	18.89
Hertford	57	69	1			1	1	1	1	20.94
Jones	79	67		1		1				43.63
Lenoir	60	69	1			1	1	1	1	16.13
Martin	47	42		1		1				9.18
Nash	54	50		1		1			1	9.51
New Hanover	136	129	1			1	1	1	1	13.78
Northhampton	54	70	1			1	1	1	1	19.71
Onslow	80	88	1			1	1	1	2	22.49
Pamlico	81	95		1		1			2	15.95
Pender	29	29		1		1			2	5.22
Pitt	101	92		1		1	1	1	1	7.98
Sampson	90	110		1		1			1	3.78
Tyrrell	23	28		1		1			1	30.70
Washington	44	22		1		1				16.38
Wayne	71	93	1			1	1	1	3	18.38
Wilson	75	65		1		1				11.57
Second Division										
Alamance	100	104		1		1			2	9.92
Brunswick	92	109		1		1			1	7.08
Caswell-Person	116	21		1		1				12.82
Columbus	50	61		1		1				18.97
Cumberland	71	122	1			1	1	1	3	28.63
Durham	117	157	1			1	2	3	4	23.71
Harnett	128	135			1	1	1	1	2	19.87
Johnston	49	27		1		1		1	1	15.07
Orange-Chatham	105	149			1	1	1	1	2	13.85
Robeson	175	172			1	1	2	2	2	5.06
Scotland-Hoke	114	119		1		1				15.53
VGFW	85	105			1	1	1	1	2	34.84
Wake	165	214	1			1	2	1	3	56.42

2012 CJPP Report

County	Offender Utilization	Yearly Service Goal	Program Type			Type of Service				Cost Per Program Per Offender
			Day Reporting Center	Satellite Substance Abuse	Resource Center	Substance Abuse Treatment	Edu cation	Job Dev elop	Other	
Third Division										
Alexander	68	74			1	1	1	1	3	8.32
Alleghany	28	25		1		1			2	7.71
Anson	64	59		1		2			1	6.92
Ashe	48	48		1		1	1	1	1	10.17
Cabarrus	89	70		1		1		1	1	19.83
Davidson	71	72			1	1	1	1	3	17.86
Davie	14	16			1	1	1	1	2	7.67
Forsyth	292	299	1			1	1	1	4	15.35
Guilford	130	152	1			1	1	1	4	29.90
Iredell	121	94			1	1	1	1	3	5.56
Montgomery	85	101			1	1	1	1	1	9.57
Moore	138	184	1			1	1	1	1	13.30
Randolph	257	159	1			1	1	1	3	8.50
Richmond	18	24		1		2				10.04
Rockingham	112	87			1	1	1	1	1	4.73
Rowan	72	58		1		1			1	14.08
Stanly	111	108		1		1			2	16.74
Stokes	59	81			1	1	1		2	15.57
Surry	65	86			1	1	1	1	1	10.68
Union	58	61		1		2				19.96
Wilkes	72	88			1	1			1	12.40
Yadkin	65	49		1		1			1	12.90
Fourth Division										
Avery	34	33		1		1			1	11.06
Buncombe	132	59	1			1	1	1	1	16.49
Burke	55	52			1	1		1	1	12.11
Caldwell	76	107		1		1				17.43
Catawba	132	116		1		1		1	1	9.42
Cherokee	39	43			1	1			1	10.85
Clay	19	18			1	1	1		1	14.37
Cleveland	51	79			1	1	1		1	13.59
Gaston	115	179	1			1	1	1	2	25.26
Graham	98	131			1	1			1	4.50
Haywood	49	69		1		1			1	6.52
Henderson	193	163			1	1	1	1	2	6.92
Macon	52	50			1	1	1	1	1	6.36
Madison	17	15		1		1				12.83
McDowell	45	52			1	1	1	1		11.77
Mecklenburg	204	199	1			1	1	1	3	17.12
Mitchell	65	75		1		1				5.29
Polk	135	173		1		1				21.25
Rutherford	93	84		1		1				10.06
Swain-Jackson	43	46		1		1		1	1	13.32
Transylvania	42	50		1		1				12.84

2012 CJPP Report

County	Offender Utilization	Yearly Service Goal	Program Type			Type of Service				Cost Per Program Per Offender
			Day Reporting Center	Satellite Substance Abuse	Resource Center	Substance Abuse Treatment	Education	Job Development	Other	
Fourth Division Continued										
Watauga	42	40		1		1		1	1	13.51
Yancey	48	43		1		1				5.68
Totals	7,150	7,405	18	42	23	88	42	45	102	11.45

	Offender Utilization	Offender Service Goal	Cost Per Program
Substance Abuse	2,951	2,835	10.79
DRC	2,259	2,464	19.70
Resource Center	<u>1,940</u>	<u>2,106</u>	<u>10.29</u>
	7,150	7,405	11.45

APPENDIX B
CRIMINAL JUSTICE PARTNERSHIP PROGRAM
STATUTORY APPROPRIATION BY COUNTY
2010-11

County	Award Amount	Reimbursements Requested	Percent Paid	Funds Available
Alamance	\$124,521	\$107,230.47	86.1%	\$17,290.53
Albemarle Region	\$341,750	\$328,010.10	96.0%	\$13,739.90
Alexander	\$63,647	\$61,727.23	97.0%	\$1,919.77
Alleghany	\$49,133	\$49,132.18	100.0%	\$0.82
Anson	\$66,165	\$52,540.49	79.4%	\$13,624.51
Ashe	\$55,161	\$55,161.00	100.0%	\$0.00
Avery	\$53,649	\$53,649.00	100.0%	\$0.00
Beaufort	\$81,662	\$76,055.84	93.1%	\$5,606.16
Bertie	\$89,739	\$89,738.34	100.0%	\$0.66
Brunswick	\$100,322	\$81,141.89	80.9%	\$19,180.11
Buncombe	\$163,585	\$161,108.57	98.5%	\$2,476.43
Burke	\$90,869	\$90,869.00	100.0%	\$0.00
Cabarrus	\$129,689	\$129,689.00	100.0%	\$0.00
Caldwell	\$84,316	\$84,316.00	100.0%	\$0.00
Carteret	\$82,354	\$81,043.04	98.4%	\$1,310.96
Caswell/Person	\$129,701	\$125,012.61	96.4%	\$4,688.39
Catawba	\$122,789	\$122,789.00	100.0%	\$0.00
Cherokee	\$58,058	\$56,298.55	97.0%	\$1,759.45
Clay	\$40,983	\$36,482.38	89.0%	\$4,500.62
Cleveland	\$103,939	\$80,279.12	77.2%	\$23,659.88
Columbus	\$89,182	\$77,535.01	86.9%	\$11,646.99
Craven	\$101,065	\$95,362.87	94.4%	\$5,702.13
Cumberland	\$210,054	\$203,038.52	96.7%	\$7,015.48
Davidson	\$129,014	\$123,533.01	95.8%	\$5,480.99
Davie	\$58,919	\$58,077.48	98.6%	\$841.52
Duplin	\$74,583	\$74,582.83	100.0%	\$0.17
Durham	\$183,064	\$182,957.93	99.9%	\$106.07
Edgecombe	\$79,803	\$36,876.79	46.2%	\$42,926.21
Forsyth	\$229,632	\$229,357.13	99.9%	\$274.87
Gaston	\$154,439	\$154,438.89	100.0%	\$0.11
Graham	\$48,930	\$33,866.52	69.2%	\$15,063.48
Greene	\$70,147	\$51,586.39	73.5%	\$18,560.61
Guilford	\$291,755	\$287,544.83	98.6%	\$4,210.17
Halifax	\$94,332	\$93,121.50	98.7%	\$1,210.50
Harnett	\$103,048	\$67,580.39	65.6%	\$35,467.61
Haywood	\$69,887	\$56,100.83	80.3%	\$13,786.17
Henderson	\$97,777	\$97,777.00	100.0%	\$0.00
Hertford	\$86,628	\$86,627.08	100.0%	\$0.92
Iredell	\$122,498	\$122,498.00	100.0%	\$0.00
Jackson-Swain	\$105,630	\$105,629.15	100.0%	\$0.85
Johnston	\$124,416	\$124,415.21	100.0%	\$0.79
Jones	\$57,394	\$55,466.04	96.6%	\$1,927.96
*Lee				

County	Award Amount	Reimbursements Requested	Percent Paid	Funds Available
Lenoir	\$104,851	\$103,353.61	98.6%	\$1,497.39
Macon	\$59,220	\$46,431.83	78.4%	\$12,788.17
Madison	\$51,517	\$48,750.59	94.6%	\$2,766.41
Martin	\$67,742	\$67,181.03	99.2%	\$560.97
McDowell	\$79,237	\$77,697.55	98.1%	\$1,539.45
Mecklenburg	\$492,492	\$412,993.84	83.9%	\$79,498.16
Mitchell	\$65,685	\$40,047.15	61.0%	\$25,637.85
Montgomery	\$74,644	\$73,527.61	98.5%	\$1,116.39
Moore	\$100,560	\$100,514.60	100.0%	\$45.40
Nash	\$92,260	\$54,695.96	59.3%	\$37,564.04
New Hanover	\$163,734	\$162,859.19	99.5%	\$874.81
Northhampton	\$75,460	\$75,123.55	99.6%	\$336.45
Onslow	\$129,908	\$129,573.66	99.7%	\$334.34
Orange-Chatham	\$173,467	\$170,000.00	98.0%	\$3,467.00
Pamlico	\$55,505	\$40,908.84	73.7%	\$14,596.16
Pender	\$74,614	\$68,936.12	92.4%	\$5,677.88
Pitt	\$136,774	\$136,774.00	100.0%	\$0.00
Polk	\$47,798	\$39,342.66	82.3%	\$8,455.34
Randolph	\$120,502	\$109,501.29	90.9%	\$11,000.71
Richmond	\$82,421	\$73,976.47	89.8%	\$8,444.53
Robeson	\$120,613	\$120,612.81	100.0%	\$0.19
Rockingham	\$97,173	\$71,898.25	74.0%	\$25,274.75
Rowan	\$125,993	\$125,993.00	100.0%	\$0.00
Rutherford	\$93,136	\$92,971.98	99.8%	\$164.02
Sampson	\$83,164	\$47,000.31	56.5%	\$36,163.69
Scotland-Hoke	\$153,850	\$153,849.92	100.0%	\$0.08
Stanly	\$72,990	\$72,982.89	100.0%	\$7.11
Stokes	\$73,346	\$73,346.00	100.0%	\$0.00
Surry	\$89,575	\$89,565.95	100.0%	\$9.05
Transylvania	\$56,045	\$42,272.37	75.4%	\$13,772.63
Tyrrell	\$69,712	\$63,798.10	75.4%	\$5,913.90
Union	\$130,749	\$130,749.00	91.5%	\$0.00
VGFW	\$274,127	\$273,131.71	100.0%	\$995.29
Wake	\$476,407	\$476,251.38	99.6%	\$155.62
Washington	\$63,104	\$63,102.19	100.0%	\$1.81
Watauga	\$64,463	\$63,077.00	100.0%	\$1,386.00
Wayne	\$116,445	\$116,444.50	97.8%	\$0.50
Wilkes	\$91,739	\$77,741.52	100.0%	\$13,997.48
Wilson	\$89,795	\$86,963.11	84.7%	\$2,831.89
Yadkin	\$63,288	\$62,620.45	96.8%	\$667.55
Yancey	\$56,294	\$32,552.37	98.9%	\$23,741.63
Total	\$9,324,628.00	\$8,709,361.57	93.4%	\$615,266.43

Non-participating

Lee County	\$86,235.00
------------	-------------

\$9,410,863.00

APPENDIX C
CRIMINAL JUSTICE PARTNERSHIP PROGRAM
BUDGET SUMMARY - REALLOCATION FUNDS
FISCAL YEAR 2010-11

County	Award Amount	Expenditures	Percent Paid	Funds Available
Alamance				
Albemarle Region				
Alexander				
Alleghany				
Anson				
Ashe				
Avery				
Beaufort				
Bertie	\$27,993.00	\$27,993.00	100%	\$0.00
Brunswick				
Buncombe				
Burke				
Cabarrus				
Caldwell				
Carteret				
Caswell				
Catawba				
Cherokee				
Clay				
Cleveland				
Columbus				
Craven				
Cumberland				
Davidson				
Davie				
Duplin				
Durham				
Edgecombe				
Forsyth				
Gaston				
Graham				
Greene				
Guilford				
Halifax				
Harnett				
Haywood				
Henderson				
Hertford				
Iredell				
Jackson-Swain				
Johnston				
Jones				

County	Award Amount	Expenditures	Percent Paid	Funds Available
Lee				
Lenoir				
Macon				
Madison				
Martin				
McDowell				
Mecklenburg				
Mitchell				
Montgomery				
Moore				
Nash				
New Hanover				
Northhampton				
Onslow				
Orange-Chatham				
Pamlico				
Pender				
Person				
Pitt				
Polk				
Randolph				
Richmond				
Robeson				
Rockingham				
Rowan				
Rutherford				
Sampson				
Scotland-Hoke				
Stanly				
Stokes				
Surry				
Swain				
Transylvania				
Tyrrell				
Union				
VGFW				
Wake				
Washington				
Watauga				
Wayne				
Wilkes				
Wilson				
Yadkin				
Yancey				
TOTAL	\$27,993.00	\$27,993.00	100%	\$0.00



Office of Research & Planning

Department of Correction

Appendix D
FY 2010-2011 CJPP
Annual Report

January 2012

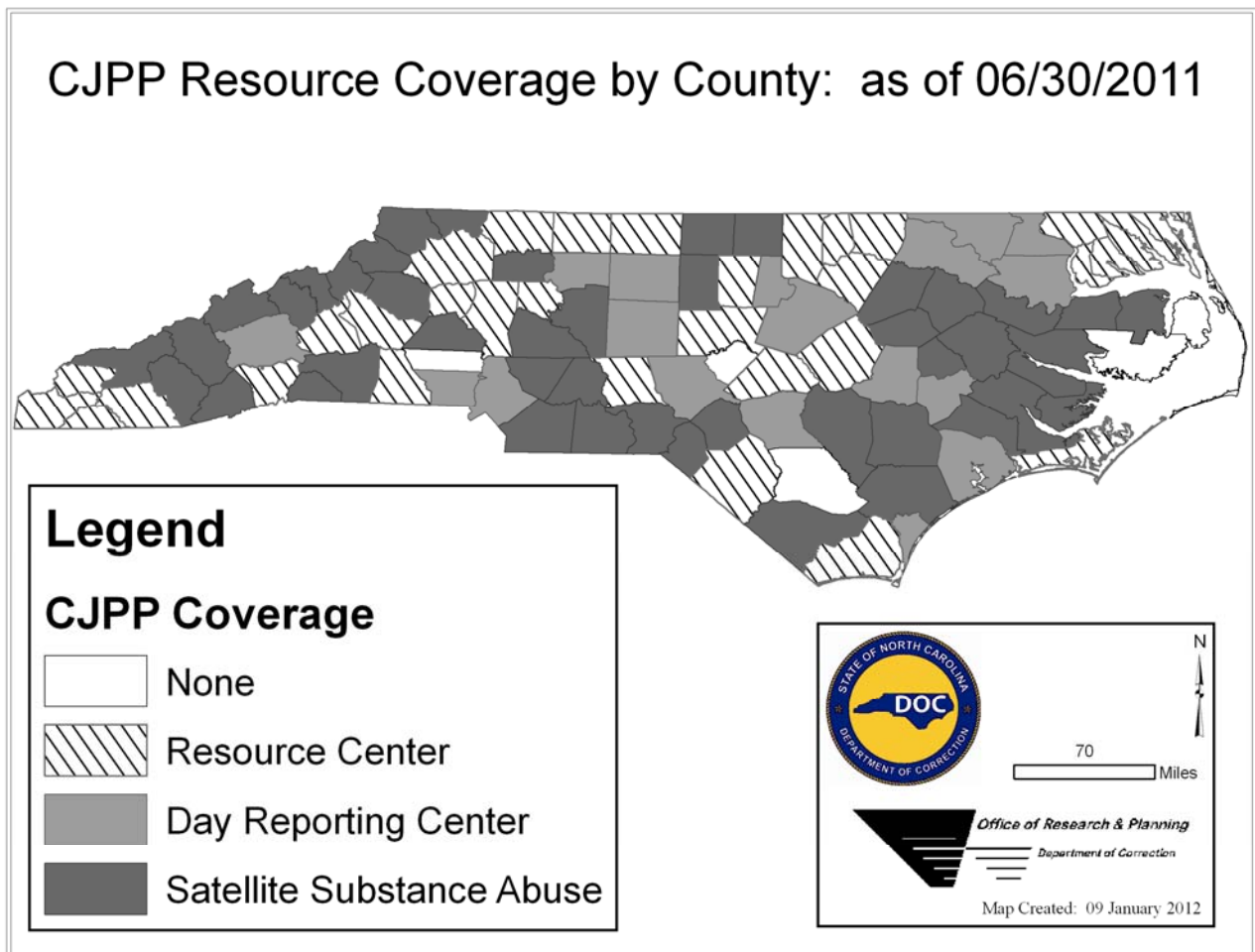
Analysis of CJPP Offender Participation Data
Received During Fiscal Year 2010-2011

Data Sources for this Report

CJPP local programs store data in and report data from a computer system called the CJPP Information Management System (IMS). The data was extracted from the IMS system as of November 5, 2011. Data for participants in the Sentenced Offender programs was also obtained from the Department of Correction's Offender Population Unified System (OPUS) as of November 5 – December 24, 2011.

Map of Counties with CJPP Programs

The map below shows the North Carolina counties that are served by a CJPP funded sentenced offender program, and the type of program available (Day Reporting Center, Satellite Substance Abuse program, or Resource Center):



CJPP Sentenced Offender Program Outcome Measures

In 2004 the Division of Community Corrections and representatives from the Criminal Justice Partnership State Advisory Board and the Criminal Justice Partnership Local Advisory Boards identified outcomes measures to assess program performance of types of programs. They identified three objectives: protect the public, maintain compliance, and improve offender behavior. For each objective they identified intermediate outcomes, which were refined in 2007. The cohort for all outcome measures is offenders who were in the CJPP program for at least one day during the evaluation period (beginning population + entries), who participated in the program at least 30 days, and have subsequently exited the program.

2012 CJPP Report

The following charts present information pertaining to each program type objectives and/or intermediate outcomes:

CJPP OUTCOME MEASURES AND UTILIZATION – BY PROGRAM TYPE

DAY REPORTING CENTER

<i>The cohort for all measures is offenders who were in the CJPP program for at least one day during the evaluation period (beginning population + entries), who participated in the program at least 30 days, and have exited the program.</i>		Evaluation Period 07/01/10 – 6/30/11	
DRC Objective/Outcome Measure			
Protect the Public		NUMBER	PERCENT*
1.	CJPP offenders who were in absconder status during the evaluation period and after their CJPP entry date (percent is of offenders who did not exit the program with a successful CJPP exit reason).	143	17.3%
2.	CJPP offenders who were in absconder status during the evaluation period (#1) and were subsequently captured during their period of supervision**	124	86.7%
3.	CJPP offenders who were in absconder status during the evaluation period (#1) and have a new crime conviction with an offense date between beginning CJPP and capture.**	10	7.0%
4.	Any CJPP offenders who have a new crime conviction in OPUS with an offense date during their time in the CJPP program.	93	5.3%
5.	CJPP offenders revoked to prison within 6 months of exiting the program (percent is of offenders who did not exit the program with a successful CJPP exit reason).	332	49.7%
6.	CJPP offenders whose supervision was terminated early after participating in a CJPP program.	131	7.4%
7.	CJPP offenders whose supervision was completed, or are still on active supervision after participating in a CJPP program.	973	54.9%

<i>The cohort for all measures is offenders who were in the CJPP program for at least one day during the evaluation period (beginning population + entries), who participated in the program at least 30 days, and have exited the program.</i>		Evaluation Period 07/01/10 – 6/30/11	
DRC Objective/Outcome Measure			
Maintain Compliance (after beginning CJPP Program)		NUMBER	PERCENT*
8.	Violations by CJPP offenders during time in program (offender may have more than one violation type)	683	38.5%
	a. Absconding	102	5.8%
	b. Failure to Follow Curfew Restrictions	355	20.0%
	c. Failure to Meet Financial Obligations	407	23.0%
	d. Substance Abuse	445	25.1%
	e. Treatment Failure	96	5.4%
9.	Participation in selected CJPP services (Average Attendance Rates)*** Overall -	3,390	80.4%
	a. CBI: Cognitive Behavior Interventions	807	83.3%
	b. Educational Services	691	80.9%
	c. Substance Abuse Services	1,321	79.6%
	d. Vocational/Employment Services	573	77.3%

2012 CJPP Report

<i>The cohort for all measures is offenders who were in the CJPP program for at least one day during the evaluation period (beginning population + entries), who participated in the program at least 30 days, and have exited the program.</i>			Evaluation Period 07/01/10 – 6/30/11	
DRC Objective/Outcome Measure				
<i>Improve Offender Behavior (after beginning CJPP Program)</i>			NUMBER	PERCENT*
10.	Percentage of negative drug screens in the six month period after a positive screen that occurred during the offender's time in CJPP.		819	51.8%
11.	Successful completion of select services (offender may have more than one service type) ***		1,270	36.3%
	a.	CBI: Cognitive Behavior Interventions	589	73.0%
	b.	Educational Services	438	63.4%
	c.	Substance Abuse Services	867	65.6%
	d.	Vocational/Employment Services	408	71.2%
12.	CJPP offenders who maintained or obtained employment (entered CJPP and left employed, or entered unemployed and left employed)		778	43.9%
13.	Offenders who were referred to CJPP through the violation process who successfully completed their supervision period, or are still on active supervision (percent is of violator entries)		354	50.4%

* In most instances the percentages are of all offenders who participated in a CJPP program for at least 30 days during the FY and subsequently exited.

** Rates are expressed as the percentage of CJPP offenders in absconder status at some point during the FY.

*** Percentages are of offenders who received each specified CJPP services during the FY.

DAY REPORTING CENTER UTILIZATION CHART

Location	Population on July 1, 2010	Entries	Exits	Offender Utilization	Yearly Offender Service Goal	Percent of Offender Goal Utilized	Cost Per Day Per Offender
BERTIE	41	34	41	75	118	64%	\$13.60
BUNCOMBE	24	108	65	132	59	224%	\$16.49
CUMBERLAND	18	53	43	71	122	58%	\$28.63
DURHAM	47	70	65	117	157	75%	\$23.71
FORSYTH	80	212	224	292	299	98%	\$15.35
GASTON	12	103	90	115	179	64%	\$25.26
GUILFORD	34	96	99	130	152	86%	\$29.90
HALIFAX	22	83	75	105	104	101%	\$18.89
HERTFORD	24	33	47	57	69	83%	\$20.94
LENOIR	36	24	37	60	69	87%	\$16.13
MECKLENBURG	79	125	114	204	199	103%	\$17.12
MOORE	30	108	102	138	184	75%	\$13.30
NEW HANOVER	44	92	94	136	129	105%	\$13.78
NORTHAMPTON	19	35	39	54	70	77%	\$19.71
ONslow	31	49	60	80	88	91%	\$22.49
RANDOLPH	40	217	196	257	159	162%	\$8.50
WAKE	37	128	131	165	214	77%	\$56.42
WAYNE	24	47	47	71	93	76%	\$18.38
TOTAL	642	1,617	1,569	2,259	2464	92%	\$19.70

SATELLITE SUBSTANCE ABUSE CENTER

<i>The cohort for all measures is offenders who were in the CJPP program for at least one day during the evaluation period (beginning population + entries), who participated in the program at least 30 days, and have exited the program.</i>		Evaluation Period 07/01/10 – 6/30/11	
SSA Objective/Outcome Measure			
Protect the Public		NUMBER	PERCENT*
1.	CJPP offenders who were in absconder status during the evaluation period and after their CJPP entry date (percent is of offenders who did not exit the program with a successful CJPP exit reason).	109	12.7%
2.	CJPP offenders who were in absconder status during the evaluation period (#1) and were subsequently captured during their period of supervision**	96	88.1%
3.	CJPP offenders who were in absconder status during the evaluation period (#1) and have a new crime conviction with an offense date between beginning CJPP and capture.**	8	7.3%
4.	Any CJPP offenders who have a new crime conviction in OPUS with an offense date during their time in the CJPP program.	84	3.7%
5.	CJPP offenders revoked to prison within 6 months of exiting the program (percent is of offenders who did not exit the program with a successful CJPP exit reason).	330	47.7%
6.	CJPP offenders whose supervision was terminated early after participating in a CJPP program.	207	9.2%
7.	CJPP offenders whose supervision was completed, or are still on active supervision after participating in a CJPP program.	1,355	60.1%

<i>The cohort for all measures is offenders who were in the CJPP program for at least one day during the evaluation period (beginning population + entries), who participated in the program at least 30 days, and have exited the program.</i>		Evaluation Period 07/01/10 – 6/30/11	
SSA Objective/Outcome Measure			
Maintain Compliance (after beginning CJPP Program)		NUMBER	PERCENT*
8.	Violations by CJPP offenders during time in program (offender may have more than one violation type)	758	33.6%
	a. Absconding	65	2.9%
	b. Failure to Follow Curfew Restrictions	117	5.2%
	c. Failure to Meet Financial Obligations	570	25.3%
	d. Substance Abuse	500	22.2%
	e. Treatment Failure	240	10.7%
9.	Participation in selected CJPP services (Average Attendance Rates)*** Overall -	2,133	81.2%
	a. CBI: Cognitive Behavior Interventions	135	90.7%
	b. Educational Services	13	100.0%
	c. Substance Abuse Services	1,952	80.1%
	d. Vocational/Employment Services	36	100.0%

2012 CJPP Report

<i>The cohort for all measures is offenders who were in the CJPP program for at least one day during the evaluation period (beginning population + entries), who participated in the program at least 30 days, and have exited the program.</i>			Evaluation Period 07/01/10 – 6/30/11	
SSA Objective/Outcome Measure				
<i>Improve Offender Behavior (after beginning CJPP Program)</i>			NUMBER	PERCENT*
10.	Percentage of negative drug screens in the six month period after a positive screen that occurred during the offender's time in CJPP.		741	56.0%
11.	Successful completion of select services (offender may have more than one service type) ***		1,335	38.2%
	a.	CBI: Cognitive Behavior Interventions	96	71.1%
	b.	Educational Services	8	61.5%
	c.	Substance Abuse Services	1,290	66.1%
	d.	Vocational/Employment Services	23	63.9%
12.	CJPP offenders who maintained or obtained employment (entered CJPP and left employed, or entered unemployed and left employed)		1,134	50.3%
13.	Offenders who were referred to CJPP through the violation process who successfully completed their supervision period, or are still on active supervision (percent is of violator entries).		1,107	60.2%

* In most instances the percentages are of all offenders who participated in a CJPP program for at least 30 days during the FY and subsequently exited.

** Rates are expressed as the percentage of CJPP offenders in absconder status at some point during the FY.

*** Percentages are of offenders who received each specified CJPP services during the FY.

SATELLITE SUBSTANCE ABUSE CENTER UTILIZATION CHART

Location	Population on July 1, 2010	Entries	Exits	Offender Utilization	Yearly Offender Service Goal	Percent of Offender Goal Utilized	Cost Per Day Per Offender
ALAMANCE	22	78	59	100	104	96%	\$9.92
ALLEGHANY	17	11	14	28	25	112%	\$7.71
ANSON	16	48	43	64	59	108%	\$6.92
ASHE	26	22	34	48	48	100%	\$10.17
AVERY	12	22	18	34	33	103%	\$11.06
BEAUFORT	23	63	59	86	81	106%	\$11.58
BRUNSWICK	39	53	69	92	109	84%	\$7.08
CABARRUS	21	68	47	89	70	127%	\$19.83
CALDWELL	15	61	54	76	107	71%	\$17.43
CASWELL-PERSON	21	95	84	116	21	552%	\$12.82
CATAWBA	38	94	89	132	116	114%	\$9.42
COLUMBUS	12	38	35	50	61	82%	\$18.97
CRAVEN	60	107	120	167	126	133%	\$5.66
DAVIDSON	9	60	48	69	91	76%	\$10.50
DUPLIN	23	48	46	71	66	108%	\$18.46
EDGECOMBE	3	82	51	85	77	110%	\$11.29
GREENE	13	36	39	49	69	71%	\$6.52
HAYWOOD	18	31	41	49	27	181%	\$15.07
JACKSON-SWAIN	17	62	48	79	67	118%	\$43.63
JONES	2	15	9	17	15	113%	\$12.83
MADISON	8	39	38	47	42	112%	\$9.18
MARTIN	22	43	40	65	75	87%	\$5.29

2012 CJPP Report

Location	Population on July 1, 2010	Entries	Exits	Offender Utilization	Yearly Offender Service Goal	Percent of Offender Goal Utilized	Cost Per Day Per Offender
MITCHELL	17	37	41	54	50	108%	\$9.51
NASH	20	61	60	81	95	85%	\$15.95
PAMLICO	11	18	20	29	29	100%	\$5.22
PENDER	34	67	50	101	92	110%	\$7.98
PITT	52	83	83	135	173	78%	\$21.25
POLK	6	12	11	18	24	75%	\$10.04
RICHMOND	20	52	46	72	58	124%	\$14.08
ROWAN	19	74	69	93	84	111%	\$10.06
RUTHERFORD	23	67	71	90	110	82%	\$3.78
SAMPSON	45	69	87	114	119	96%	\$15.53
SCOTLAND-HOKE	32	79	74	111	108	103%	\$16.74
STANLY	11	32	41	43	46	93%	\$13.32
TRANSYLVANIA	13	29	34	42	50	84%	\$12.84
TYRRELL	9	14	14	23	28	82%	\$30.70
UNION	21	37	43	58	61	95%	\$19.96
WASHINGTON	10	34	27	44	22	200%	\$16.38
WATAUGA	15	27	23	42	40	105%	\$13.51
WILSON	21	54	50	75	65	115%	\$11.57
YADKIN	13	52	50	65	49	133%	\$12.90
YANCEY	4	44	31	48	43	112%	\$5.68
TOTAL	833	2,118	2,010	2,951	2835	104%	\$10.79

RESOURCE CENTER

<i>The cohort for all measures is offenders who were in the CJPP program for at least one day during the evaluation period (beginning population + entries), who participated in the program at least 30 days, and have exited the program.</i>		Evaluation Period 07/01/10 – 6/30/11	
RC Objective/Outcome Measure			
<i>Protect the Public</i>		NUMBER	PERCENT*
1.	CJPP offenders who were in absconder status during the evaluation period and after their CJPP entry date (percent is of offenders who did not exit the program with a successful CJPP exit reason).	85	12.6%
2.	CJPP offenders who were in absconder status during the evaluation period(#1) and were subsequently captured during their period of supervision**	70	82.4%
3.	CJPP offenders who were in absconder status during the evaluation period (#1) and have a new crime conviction with an offense date between beginning CJPP and capture.**	3	3.5%
4.	Any CJPP offenders who have a new crime conviction in OPUS with an offense date during their time in the CJPP program.	83	5.1%
5.	CJPP offenders revoked to prison within 6 months of exiting the program (percent is of offenders who did not exit the program with a successful CJPP exit reason).	202	39.6%
6.	CJPP offenders whose supervision was terminated early after participating in a CJPP program.	168	10.4%
7.	CJPP offenders whose supervision was completed, or are still on active supervision after participating in a CJPP program.	937	58.0%

<i>The cohort for all measures is offenders who were in the CJPP program for at least one day during the evaluation period (beginning population + entries), who participated in the program at least 30 days, and have exited the program.</i>			Evaluation Period 07/01/10 – 6/30/11	
RC Objective/Outcome Measure				
<i>Maintain Compliance (after beginning CJPP Program)</i>			NUMBER	PERCENT*
8.	Violations by CJPP offenders during time in program (offender may have more than one violation type)		597	37.0%
	a.	Absconding	89	5.5%
	b.	Failure to Follow Curfew Restrictions	89	5.5%
	c.	Failure to Meet Financial Obligations	478	29.6%
	d.	Substance Abuse	402	24.9%
	e.	Treatment Failure	218	13.5%
9.	Participation in selected CJPP services (Average Attendance Rates)*** Overall -		2,082	78.6%
	a.	CBI: Cognitive Behavior Interventions	200	81.3%
	b.	Educational Services	264	78.4%
	c.	Substance Abuse Services	1,331	76.8%
	d.	Vocational/Employment Services	287	85.4%

<i>The cohort for all measures is offenders who were in the CJPP program for at least one day during the evaluation period (beginning population + entries), who participated in the program at least 30 days, and have exited the program.</i>			Evaluation Period 07/01/10 – 6/30/11	
RC Objective/Outcome Measure				
<i>Improve Offender Behavior (after beginning CJPP Program)</i>			NUMBER	PERCENT*
10.	Percentage of negative drug screens in the six month period after a positive screen that occurred during the offender's time in CJPP.		548	51.6%
11.	Successful completion of select services (offender may have more than one service type) ***		891	25.5%
	a.	CBI: Cognitive Behavior Interventions	139	69.5%
	b.	Educational Services	146	55.3%
	c.	Substance Abuse Services	795	59.7%
	d.	Vocational/Employment Services	167	58.2%
12.	CJPP offenders who maintained or obtained employment (entered CJPP and left employed, or entered unemployed and left employed)		821	50.8%
13.	Offenders who were referred to CJPP through the violation process who successfully completed their supervision period, or are still on active supervision (percent is of violator entries).		548	60.1%

* In most instances the percentages are of all offenders who participated in a CJPP program for at least 30 days during the FY and subsequently exited.

** Rates are expressed as the percentage of CJPP offenders in absconder status at some point during the FY.

*** Percentages are of offenders who received each specified CJPP services during the FY.

RESOURCE CENTER UTILIZATION CHART

Location	Population on July 1, 2010	Entries	Exits	Offender Utilization	Yearly Offender Service Goal	Percent of Offender Goal Utilized	Cost Per Day Per Offender
ALBEMARLE REGION	70	93	91	163	167	98%	\$12.82
ALEXANDER	20	48	47	68	74	92%	\$8.32
BURKE	21	34	32	55	52	106%	\$12.11
CARTERET	28	37	45	65	91	71%	\$10.73
CHEROKEE	24	15	28	39	43	91%	\$10.85
CLAY	2	17	12	19	18	106%	\$14.37
CLEVELAND	27	24	35	51	79	65%	\$13.59
DAVIE	18	53	59	71	72	99%	\$17.86
GRAHAM	8	6	10	14	16	88%	\$7.67
HARNETT	36	62	82	98	131	75%	\$4.50
HENDERSON	49	79	90	128	135	95%	\$19.87
IREDELL	68	125	145	193	163	118%	\$6.92
JOHNSTON	10	111	93	121	94	129%	\$5.56
MACON	20	32	34	52	50	104%	\$6.36
MCDOWELL	18	27	27	45	52	87%	\$11.77
MONTGOMERY	31	54	60	85	101	84%	\$9.57
ORANGE-CHATHAM	32	73	54	105	149	70%	\$13.85
ROBESON	70	105	118	175	172	102%	\$5.06
ROCKINGHAM	45	67	73	112	87	129%	\$4.73
STOKES	11	48	50	59	81	73%	\$15.57
SURRY	18	47	41	65	86	76%	\$10.68
VGFW	21	64	65	85	105	81%	\$34.84
WILKES	27	45	53	72	88	82%	\$12.40
TOTAL	674	1,266	1,344	1,940	2106	92%	\$10.29

APPENDIX E
CJPP SERVICE PROVIDERS AND FUNDING AMOUNTS

SATELLITE SUBSTANCE ABUSE CENTERS		
SERVICE	TYPE OF SERVICE	FEE
Alamance		
Treatment	Carolina Counseling Associates	\$49,745
	Piedmont Triad Council of Governments	\$9,093
	Life Changes	\$26,360
	Residential Services of Alamance	\$23,968
	TASC-(Treatment Accountability for Safer Communities)	Free
Alleghany		
Treatment	New River Behavioral Health Care (Staff)	\$40,000
	Alleghany County DANA Program	
	TASC-(Treatment Accountability for Safer Communities)	Free
Education	Wilkes Community College	Free
Employment	NC Employment Security Commission- Job Service Department	Free
Anson		
Treatment	Path of Hope, Inc.	\$9,660
	Samaritan Colony of Rockingham	\$10,500
	TASC-(Treatment Accountability for Safer Communities)	Free
Life Skills	Recovery Associates/Rich Meinecke	\$44,000
Ashe		
Treatment	New River ARA Board of Mental Health Development Disabilities & Substance Abuse	\$45,760
	TASC (Treatment Accountability for Safer Communities)	Free
	Detoxification Services (1 to 3 people) if needed	\$6,880
Education	Wilkes Community College	Free
Employment	NC Employment Security Commission	Free
Avery		
Treatment	New River Area Mental Health and Substance Abuse Services	\$45,359
	TASC-(Treatment Accountability for Safer Communities)	Free
Education	Mayland Community College	Free
Employment	NC Employment Security Commission	Free
	NC Vocational Rehabilitation	Free
Beaufort		
Treatment	Passage Counseling Services	\$56,846
	TASC-(Treatment Accountability for Safer Communities)	Free
Brunswick		
Treatment	Staff	\$28,007
	The Learn Program	\$8,393
	Wilmington Treatment Center	\$45,640
	South Brunswick Counseling Service	\$21,300

SATELLITE SUBSTANCE ABUSE CENTERS		
SERVICE	TYPE OF SERVICE	FEE
Cabarrus		
Treatment	Genesis A New Beginning	\$129,689
Life Skills	Cognitive Behavior Intervention	Staff
Caldwell		
Treatment	Hidden Springs Counseling Center	\$84,316
	TASC-(Treatment Accountability for Safer Communities)	Free
Caswell / Person		
Treatment	Piedmont Triad Council of Governments	\$9,494
	Freedom House Recovery Center	\$111,517
Transportation	Caswell Division of Transportation	\$3,422
Catawba		
Treatment	Clay, Wilson and Associates	\$121,589
	Mental Health Partners	Free
	TASC-(Treatment Accountability for Safer Communities)	Free
Columbus		
Treatment	Rouse Counseling and Consulting	\$87,182
	TASC-(Treatment Accountability for Safer Communities)	Free
Craven		
Treatment	Evaluation and Guidance, Inc. - Chemical Dependence Training	\$83,797
	TASC-(Treatment Accountability for Safer Communities)	Free
Davidson		
Treatment	Alternative Counseling	\$119,531
	TASC (Treatment Accountability for Safer Communities)	Free
Life Skills		
	Community Service Work Program	Free
	Davidson County Health Dept.	Free
Employment	Employment Security Commission	Free
Duplin		
Treatment	Connolly Counseling	\$73,323
	TASC-(Treatment Accountability for Safer Communities)	Free
Edgecombe		
Treatment	TASC (Treatment Accountability for Safer Communities)	Free
	Changing Seasons Treatment Services	\$55,674
Education	Edgecombe Community College	Free
Life Skills	Edgecombe County Health Department HIV Prevention	Free
Greene		
Treatment	Acumen Counseling	\$39,800
	TASC-(Treatment Accountability for Safer Communities)	Free
Transportation	Transportation with the County	\$11,401

SATELLITE SUBSTANCE ABUSE CENTERS		
SERVICE	TYPE OF SERVICE	FEE
Haywood		
Treatment	TASC-(Treatment Accountability for Safer Communities)	Free
	Jennifer Clemons	\$29,350
Life Skills	Staff	\$33,404
SERVICE	TYPE OF SERVICE	FEE
Jackson/Swain		
Treatment	Appalachian Community Services	\$40,000
	TASC (Treatment Accountability for Safer Communities)	Free
	Christian Love Ministries	\$6,000
Education	Southwestern Community College	Free
	Eastern Band of Cherokee Indians Education and Training Department	Free
Employment	NC Employment Security Commission	Free
Life Skills	REACH of Jackson County	Free
	Staff	\$46,935
	Eastern Band of Cherokee Indians	Free
	Swain/Quails S.A.F.E. Inc.	Free
	Family Resource Center	Free
Johnston		
Treatment	Johnston Counseling Services	\$79,800
	TASC-(Treatment Accountability for Safer Communities)	Free
Life Skills	Staff	\$4,857
Jones		
Treatment	Changing Seasons	\$30,634
	TASC-(Treatment Accountability for Safer Communities)	Free
Life Skills	Incentives for Offenders	\$1,875
Madison		
Treatment	Addictions, Recovery, & Prevention (ARP)	\$32,693
	Swain Recovery Center	\$5000
	TASC-(Treatment Accountability for Safer Communities)	Free
Martin		
Treatment	Changing Seasons Treatment	\$51,203
	TASC-(Treatment Accountability for Safer Communities)	Free
Transportation	Transportation	\$2,500
Mitchell		
Treatment	APR Phoenix	\$50,334
	Robert James (Domestic Abuser Treatment)	\$1,500
	TASC-(Treatment Accountability for Safer Communities)	Free

SATELLITE SUBSTANCE ABUSE CENTERS		
SERVICE	TYPE OF SERVICE	FEE
Nash		
Treatment	Urton and Associates	\$65,000
	Hope Valley	\$4,961
	TASC-(Treatment Accountability for Safer Communities)	Free
Life Skills	Nash County Health Department	Free
Transportation	Tar River Transit	\$4,000
Pamlico		
Treatment	Changing Seasons Treatment Services	\$27,295
	TASC-(Treatment Accountability for Safer Communities)	Free
Transportation	Transportation and Incentives for offenders	\$6,000
Pender		
Treatment	Chemical Dependence Training Evaluation	\$52,612
	Center for Research and Prevention	\$19,691
	TASC-(Treatment Accountability for Safer Communities)	Free
Pitt		
Treatment	Port Human Services	\$111,691
Life Skills	Offender incentives and graduation	\$550
Transportation	Transportation	\$300
Polk		
Treatment	Family Preservation Services	\$45,000
	TASC-(Treatment Accountability for Safer Communities)	Free
Richmond		
Treatment	Staff	\$16,686
	Path of Hope	\$18,293
	Samaritan Colony of Rockingham	\$18,581
	Recovery Associates of Southern Pines	\$21,480
	TASC-(Treatment Accountability for Safer Communities)	Free
Rowan		
Treatment	Alternative Counseling	\$125,993
Rutherford		
Treatment	Parkway Behavior Health	\$10,490
	Woodridge Psychological Assocs.	\$79,151
	Thomas Butler	\$1,000
	TASC-(Treatment Accountability for Safer Communities)	Free
Sampson		
Treatment	Connolly Counseling	\$80,578
	TASC-(Treatment Accountability for Safer Communities)	Free

SATELLITE SUBSTANCE ABUSE CENTERS		
SERVICE	TYPE OF SERVICE	FEE
Scotland-Hoke		
Treatment	Integrated Behavioral Healthcare Services	\$153,850
	TASC-(Treatment Accountability for Safer Communities)	Free
Stanly		
Treatment	Genesis	\$43,445
	Staff salaries toward services	\$27,695
	Cognitive Behavior Intervention (CBI)	Staff
Transylvania		
Treatment	Alliance CBS, Inc.	\$34,154
	S.A.F.E. (Domestic Treatment)	\$1,500
	Judith West/Sylvan Valley Counseling	\$5,100
	TASC-(Treatment Accountability for Safer Communities)	Free
Employment	Transylvania Vocational Rehabilitation	\$7,500
Transportation	Transylvania County Transportation	\$3,500
Tyrrell		
Treatment	Drug Education and Human Development	\$46,800
	TASC-(Treatment Accountability for Safer Communities)	Free
Union		
Treatment	Union Memorial Regional Medical Center	\$89,000
	BHC First Step	\$20,560
	Licensed Mental health Therapist	\$1,200
	TASC-(Treatment Accountability for Safer Communities)	Free
Transportation	Transportation	\$3,000
Washington		
Treatment	Changing Seasons Treatment	\$40,000
	TASC-(Treatment Accountability for Safer Communities)	Free
Life Skills	Offender incentives and graduation	\$2,124
Transportation	Transportation	\$2000
Watauga		
Treatment	New River Behavioral Health Care	\$53,616
	TASC-(Treatment Accountability for Safer Communities)	Free
Employment	Vocational Rehabilitation	Free
	Employment Security Commission	Free
Wilson		
Treatment	Changing Seasons Treatment	\$66,090
	TASC-(Treatment Accountability for Safer Communities)	Free
Life Skills	Offender incentives and graduation cost	\$6,000

SATELLITE SUBSTANCE ABUSE CENTERS		
SERVICE	TYPE OF SERVICE	FEE
Yadkin		
Treatment	Professional Assessment and Counseling	\$31,173
	Robin Howell	\$24,688
	TASC-(Treatment Accountability for Safer Communities)	Free
Education	Forbush High School	Free
	Starmount High School	Free
	Surry Community College	Free
Life Skills	Yadkin County Juvenile Services	Free
	Yadkin County District Attorney's	Free
	Yadkin County Health Department	Free
	Yadkin County Department of Social Services	Free
	Yadkin County Sheriff's Office	Free
	NC Community Service Work Program	Free
Yancey		
Treatment	ARP Phoenix	\$36,894
	Robert James (Anger Management)	\$1,500
	TASC-(Treatment Accountability for Safer Communities)	Free
	Swain Recovery Center	\$6,741
	Shared Staff with Madison and Mitchell Counties	\$8,731

DAY REPORTING CENTERS		
SERVICE	TYPE OF SERVICE	FEE
BERTIE		
Treatment	Changing Seasons Treatment Services	\$22,660
	TASC (Treatment Accountability for Safer Communities)	Free
Treatment/Life Skills	Director	\$52,933
Life Skills	Bertie County Dept. of Social Services – Anger Management	Free
	Cognitive Behavior Intervention	Staff
Education	Martin Community College	Free
Employment	Bertie County Job Link - Career Center	Free
Other	Heckstall Janitorial Services	\$6,000
BUNCOMBE		
Treatment	ARP/Phoenix	\$30,600
	TASC (Treatment Accountability for Safer Communities)	Free
Education	Asheville-Buncombe Technical Community College	Free
Employment	Job Placement Specialist	\$9,360
Life Skills	Safe Haven for Men	Free
Other	Staff and Director	\$57,273
CUMBERLAND		
Treatment	TASC (Treatment Accountability for Safer Communities)	Free
	Cumberland County Mental Health	Free
	Fayetteville Area Sentencing	Free
Education	Webster University	Free
	Fayetteville Technical Community College	Free
Employment	Cumberland County Workforce Development Center	Free
	Employment Security Office	Free
	Vocational Rehab.	Free
Life Skills	Department of Public Health	Free
	Cognitive Behavior Intervention - Charla Suggs	\$6,240
	Roger Redd - Physical Training	\$1,225
	Art Therapy - Lynda Simmons	\$360
	Program Coordinator – Life Skill Classes	\$34,731
	Assist. Program Coordinator – Life Skill Classes	\$34,362
Transportation	Staff	\$17,403
	All treatment through LME;	

DAY REPORTING CENTERS		
SERVICE	TYPE OF SERVICE	FEE
DURHAM		
Treatment	Staff (Program Director)	\$28,387
	TASC (Treatment Accountability for Safer Communities)	Free
	Durham Center (local LME)	Free
	Substance Abuse Counselor	\$61,632
Education	Durham Technical Community College	Free
Employment	Durham Chamber of Commerce	\$24,875
Life Skills	Durham Health Department	Free
	Religious Coalition for a Nonviolent Durham	Free
	Cognitive Behavior Intervention	Staff
	Education and Vocational Training	\$2,500
Housing	Just a Clean House Transitional Living Facility	\$29,874
Transportation	Bus Tickets	\$3,730
FORSYTH		
Treatment	OSA Assessment and Counseling Services	\$3,800
	Substance Abuse Counselor (Program Director)	\$41,305
	Substance Abuse Counselor (Counselor)	\$43,887
	Substance Abuse Counselor (Case Manager)	\$41,305
	Substance Abuse Counselor (Case Manager)	\$45,177
	TASC (Treatment Accountability for Safer Communities)	Free
Education	Forsyth Technical Community College	Free
Life Skills	NC Cooperative Extension System	Free
	Cognitive Behavior Intervention	Staff
	Forsyth County Sheriff's Office	Free
	Computer Training (DRC Staff)	Staff
Transportation		\$500
GASTON		
Treatment	Substance Abuse Professional	\$35,000
	Administrative Assistant	\$13,520
	Director	\$23,456
Education	Gaston College	Free
Employment	Employment Specialist	\$30,000
	Job Development Classes	Staff
Life Skills	Cognitive Behavior Intervention	Staff
Transportation	DRC Van	\$2,956

DAY REPORTING CENTERS		
SERVICE	TYPE OF SERVICE	FEE
GUILFORD		
Treatment	Richard Thomas Counseling	\$3,000
	Program Director	\$49,119
	Substance Abuse Counselor	\$43,300
	Bernard Robinson & Co. Alcohol and Drug Services	\$3,000
	TASC (Treatment Accountability for Safer Communities)	Free
Education	Gilford Technical Community College	\$100
Employment	Linwood Morris, Employment Readiness	\$5,500
Life Skills	Foster's Care Facility - Anger Management	\$8,000
	Linwood Morris, Parenting & Character/ Ethics Education	\$5,480
	Executive Support	\$14,700
	Case Management Staff	\$4,636
	Cognitive Behavior Intervention Instructor	\$3,900
	Family Services of the Piedmont - -- Budget and Credit Counselors	\$5,200
Transportation	Bus Passes	\$6,980
	DRC Van	\$3,600
HALIFAX		
Treatment	Mallory Counseling and Assessment Services	\$25,200
	TASC (Treatment Accountability for Safer Communities)	Free
	NA/AA	Free
Education	Halifax Community College	Free
Employment	Job Development Services	Staff
Life Skills	Cognitive Behavior Intervention	Staff
	Program Director	\$52,127
Transportation	Van	\$3,696
HERTFORD		
Treatment	Changing Seasons Treatment Services	\$25,750
	TASC (Treatment Accountability for Safer Communities)	Free
Education	Roanoke Chowan Community College	Free
Employment	Job Skills (DRC Staff)	Staff
Life Skills	Cognitive Behavior Intervention	Staff
	Program Director	\$44,776
	Program Assistant	\$8,642
	Hertford County Partners for Health	Free
	Anger Management (DRC Staff)	Staff
Transportation	Van	\$5,000

DAY REPORTING CENTERS		
SERVICE	TYPE OF SERVICE	FEE
LENOIR		
Treatment	TASC (Treatment Accountability for Safer Communities)	Free
	Acumen Counseling Associates	Paid by County
Education	Lenoir Community College	Free
Employment	Vocation Classes and Job Development	Staff
Life Skills	Cognitive Behavior Intervention	Staff
	Human Resource Development	Staff
	Director	\$27,169
MECKLENBURG		
Treatment	Substance Abuse Counselor	\$50,633
	Substance Abuse Counselor	\$50,633
	TASC (Treatment Accountability for Safer Communities)	Free
Education	Central Piedmont Community College	Free
Life Skills	Transformation Center of the Carolinas, Inc	\$54,000
	Cognitive Behavior Intervention	Staff
	Life Connections	\$15,000
	Mecklenburg Sentencing Services	Free
	Life Skills	Staff
	Program Coordinator	\$49,408
	Administrative Assistant	\$3,476
	Client Assistance with medications and halfway house placements	\$42,750
	Resource Coordinator	\$56,367
Transportation	Bus Passes	\$40,000
MOORE		
Treatment	Staff at DRC (3)	\$86,065
	TASC (Treatment Accountability for Safer Communities)	Free
Education	Sandhills Community College Basic Education	Free
Employment	Sandhills Community College Regarding Human	Free
Life Skills	Cognitive Behavior Intervention	Staff
Transportation	Transportation Incentives for Participants	\$9,645
NEW HANOVER		
Treatment	Coastal Horizons Center	\$50,000
	Female Residential Services (Hope Valley)	\$12,000
	TASC (Treatment Accountability for Safer Communities)	Free
Employment	Employment Education	Staff
Life Skills	Cognitive Behavior Intervention & Life Skills - Staff	\$80,067

DAY REPORTING CENTERS		
SERVICE	TYPE OF SERVICE	FEE
NORTH HAMPTON		
Treatment	TASC (Treatment Accountability for Safer Communities)	Free
	Drug Education and Human Development Centers	\$24,000
Education	Roanoke Chowan Community College	Free
Life Skills	(2) DRC Staff	\$61,206
	Anger Management	Staff
	Cognitive Behavior Intervention	Staff
Transportation	Choanoke Public Transportation	\$8,440
ONLSOW		
Treatment	Demetrius Sheppard	\$2,860
	Staff	\$47,741
	TASC (Treatment Accountability for Safer Communities)	Free
Education	Coastal Carolina Community College	Free
Employment	Employment Security Commission	Free
Life Skills	Onslow County Veteran Services	Free
	Vocational Rehabilitation Center	Free
	Onslow County Health Department	Free
	Onslow County Department of Social Services	Free
	Cognitive Behavioral Intervention	Staff
RANDOLPH		
Treatment	TASC (Treatment Accountability for Safer Communities)	Free
	NA	Free
	Sex Offender Treatment (Wendy Davis)	Free
	Substance Abuse Counselor	\$47,781
	Substance Abuse Counselor	\$14,099
Education	Randolph Community College	Free
Employment	Randolph Community College	Free
Life Skills	Randolph Hospital HIV Prevention Outreach Program	Free
	Anger Management Classes – Marilyn Rasnick	Offender Pay
	Cognitive Behavior Intervention	Staff
Transportation	James McKenzie, Janice Kennedy, Henry Hayes, Barry Chandler, Robert Hill, Donald Looney, Delores Jackson, Gary Harris, Archie McGill, Jennifer Clausell	\$18,500

DAY REPORTING CENTERS		
SERVICE	TYPE OF SERVICE	FEE
WAKE		
Treatment	Comprehensive Counseling Services	\$133,463
	TASC (Treatment Accountability for Safer Communities)	Free
Education	Wake Technical Community College	Free
Employment	Wake Technical Community College Electrical Wiring & Plumbing Classes	Offender Pay
Life Skills	Cognitive Behavior Intervention	Staff
	Health Department	Free
	Vocational Education	Free
Management	Carolina Correctional Services	\$64,791
Transportation	Bus Passes and client supplies	\$21,304
WAYNE		
Treatment	Connolly Counseling	\$32,500
	TASC (Treatment Accountability for Safer Communities)	Free
Education	Wayne County Community College	Free
Employment	Wayne County Community College	Free
Life Skills	Cognitive Behavior Intervention - Staff	\$32,596
	Introduction to Healthcare	Staff
	Work-Life-Balance	Staff
Transportation	Gateway Transportation	\$6,000

CJPP RESOURCE CENTERS		
SERVICE	TYPE OF SERVICE	FEE
Albemarle Region		
Treatment	Lisa Creef, JoAnn Hummers, Andrea F. Facci and Holly Wilson (Abuser Treatment)	\$136,400
	Program Director	\$53,618
	Assistant Program Director	\$36,089
	Administration Coordinator	\$16,234
	TASC (Treatment Accountability for Safer Communities)	Free
Education	College of the Albemarle Basic Skills Education	Free
Employment	NC Employment Security Commission	Free
	Community Service Program	Free
Life Skills	Vocational Rehab Services	Free
	Cognitive Behavior Intervention – and other classes	Staff
	Financial Services	\$6,500
Alexander		
Treatment	Donlin Counseling Services	\$12,240
	TASC (Treatment Accountability for Safer Communities)	Free
	Hope Valley Treatment Center	Free
	STAY KALM Domestic Violence Program of Donlin Counseling Services	Free
	Sexual Abuse Intervention Services of Donlin Counseling Services	Free
	Case Manager	\$10,400
	Lynn Durchman – Women's Group	\$3,250
Education	Catawba Valley Community College	Free
Employment	NC Employment Security Commission	Free
	Vocational Rehabilitation	Free
	Community Service Work Program	Free
Life Skills	NC Division of Vocational Rehabilitation	Free
	Resource Case manager	\$23,334

CJPP RESOURCE CENTERS		
SERVICE	TYPE OF SERVICE	FEE
Burke		
Treatment	Clay, Wilson and Assocs.	\$90,869
	TASC (Treatment Accountability for Safer Communities)	Free
Employment	WIA Employment Program Services	Free
Life Skills	Cognitive Behavior Intervention	Staff
Carteret		
Treatment	Smith Assessment & Treatment Services, Inc.	\$33,504
	TASC (Treatment Accountability for Safer Communities)	Free
Education	Carteret Community College Life Structure Training Program	Free
Life Skills	Staff	\$27,528
Transportation	Carteret County Transportation – Driver and Van Cost	\$5,018
Cherokee		
Treatment	Appalachian Counseling	\$22,080
	Cherokee County Senior Services	\$758
	TASC (Treatment Accountability for Safer Communities)	Free
Education	Tri-County Community College	Free
Employment	NC Employment Security Commission	Free
Life Skills	Staff	\$26,456
Transportation	Murphy Shuttle Service and Transportation	\$758
Clay		
Treatment	Appalachian Counseling	\$10,500
	TASC (Treatment Accountability for Safer Communities)	Free
Life Skills	Staff	\$27,528
Cleveland		
Treatment	Center for Assessment and Treatment Services (CATS, Inc.)	\$65,469
	TASC (Treatment Accountability for Safer Communities)	Free
Education	Cleveland Community College	Free

CJPP RESOURCE CENTERS		
SERVICE	TYPE OF SERVICE	FEE
Cleveland (Continued)		
Life Skills	Staff	\$8,700
	Cognitive Behavior Intervention	Staff
Transportation	Transportation Administration of Cleveland County	\$5,000
Davie		
Treatment	Donlin Counseling Services	\$23,393
	TASC (Treatment Accountability for Safer Communities)	Free
Education	Davie Campus of Davie County Community College	Free
	Davie County High School	Free
Employment	Community Service Work Program	Free
Life Skills	Davie County Health Department	Free
	Davie County Domestic Violence Services	Free
	Davie County Dept. of Social Services	Free
	Davie County Sheriff's Office	Free
	Davie County Job Link	Free
Graham		
Treatment	Appalachian Counseling	\$19,809
	TASC (Treatment Accountability for Safer Communities)	Free
Education	Tri-County Community College	Free
Employment	NC Employment Security Commission	Free
Life Skills	Cognitive Behavior Intervention and other Classes – Staff	\$21,875
Harnett		
Treatment	Pine State Counseling	\$10,000
	Accu-Care Service	2,500
Education	Central Carolina Community College	Free
Employment	NC Employment Security Commission	Free
Life Skills	Harnett County Dept of Public Health-HIV/STD	Free
	Central Carolina CC-Human Resources Development	Free

CJPP RESOURCE CENTERS		
SERVICE	TYPE OF SERVICE	FEE
Harnett (Continued)		
	Harnett County Vocational Rehab Services	Free
	Harnett County Sheriff's Department	Free
	Cognitive Behavior Intervention and other Classes – Staff	\$52,262
Transportation	Harnett County Transportation	\$10,000
Henderson		
Treatment	Blue Winds Counseling	\$17,728
	TASC (Treatment Accountability for Safer Communities)	Free
	Family Preservation Services	\$8,000
Life Skills	Staff	\$49,604
	Parkway Behavior Health	\$17,728
Iredell		
Treatment	Rhonda Lazenby	\$6,240
	Coffey, Lovins & Company, PLLC (Audit)	\$1,500
	Stay Kalm	Free
	Elinor Garrett	\$11,760
	Dianne Kimball	\$6,240
	TASC (Treatment Accountability for Safer Communities)	Free
Education	Mitchell Community College	Free
Life Skills Program	Exchange/SCAN	Free
	Cognitive Behavior Intervention and other classes (two staff)	\$30,673
	Anger Management Out Patient Services	\$3,120
Macon		
Treatment	Mountain Youth Resources	\$5,617
	Staff	\$31,676
	TASC (Treatment Accountability for Safer Communities)	Free
Education	Southwestern Community College	Free
	Smokey Mountain Counseling Center	Free
Employment	NC Employment Security Commission	Free

CJPP RESOURCE CENTERS		
SERVICE	TYPE OF SERVICE	FEE
Macon (Continued)		
Life Skills	Macon Program for Progress Agreement	Free
Transportation	Macon Area Transit	\$1,617
McDowell		
Treatment	Swain Recovery Center	\$23,000
	Crossroads Recovery Center & Family Counseling	\$23,000
	New River Behavioral health Care	\$8,137
	TASC (Treatment Accountability for Safer Communities)	Free
Education	McDowell Technical Community College	Free
Life Skills	Staff	\$9,990
Montgomery		
Treatment	Marilyn Rasnick-Anger Mgmt./DV Counseling	Offender Pay
	Case Manager	\$21,339
	Carolina Counseling – Wendy Davis	Offender Pay
	TASC (Treatment Accountability for Safer Communities)	Free
	Substance Abuse Counselor - Staff	\$15,600
Education	Montgomery Community College	Free
Transportation	James Louis Morrison (Transportation Aide)	\$10,534
	Johnny Greene (Transportation Aide)	\$10,535

CJPP RESOURCE CENTERS		
SERVICE	TYPE OF SERVICE	FEE
Orange-Chatham		
Treatment	Freedom House Recovery Center	\$160,000
	Oxford House	Free
	TASC (Treatment Accountability for Safer Communities)	Free
	PTA Thrift Shop Inc.	Free
Education	Durham Technical Community College	Free
	Central Carolina Community College	Free
Employment	Vocation Rehabilitation	Free
	Joint Orange-Chatham Community action (JOCCA)	Free
Life Skills	Shared Visions Financial & Credit Counseling	Free
	Orange County Health Dept.	Free
	Orange County Literacy Council	Free
	Durham County Dept. of Social Services	Free
	Rape Crisis of Orange County	Free
	Club's Insight	Free
Transportation	Chatham Transit	Free
	Orange Public Transportation	Free
Robeson		
Treatment	Substance Abuse Counselor (staff)	\$1,814
	TASC (Treatment Accountability for Safer Communities)	Free
	Thomas G. Norton, LCAS, CCS	\$4,800
	Dream Center Veteran Services	Free
	Staff	\$47,955
Education	Robeson Community College-Adult Basic Education Dept.	Free
Employment	NC Employment Security Commission	Free
	Vocation Rehabilitation	Free
Life Skills	Robeson County Health Dept	Free
	Native American Interface Ministry	Free
	Telamon Corp.	Free
	Community Service Work Program	Free
Transportation	South East Area Transit System	\$2,333
	Brunt Swamp Baptist Association	Free

CJPP RESOURCE CENTERS		
SERVICE	TYPE OF SERVICE	FEE
Rockingham		
Treatment	The Family Life Center Rockingham Connections	\$8,000
	TASC (Treatment Accountability for Safer Communities)	Free
	Day Mark Recovery Services	\$26,225
	Case Manager	\$38,223
Education	Rockingham Community College	Free
Employment	NC Employment Security Commission and Job Link	Free
	Vocational Rehabilitation	Free
Life Skills	Staff	\$8,913
	Rockingham County Youth Services	Free
Transportation	County Supplies the Vehicle, Center pays fuel, etc.	\$800
Stokes		
Treatment	Carolina Behavior health Solutions	\$24,445
	TASC (Treatment Accountability for Safer Communities)	Free
Education	Forsyth Technical Community College	Free
Employment	NC Employment Security Commission	Free
	Stokes County Job Link Training Center	Free
Employment Cont.	Community Service Work Program	Free
	Stokes County Vocational Rehabilitation	Free
	Stokes County E-link Program	Free
Life Skills Program	Dept. of Health	Free
	Dept. Of Social Services	Free
	Stokes Family Domestic Violence Services Program	Free
	Stokes County Public Works Department	Free
	Assistant Director	\$6,708
	Director	\$34,189

CJPP RESOURCE CENTERS		
SERVICE	TYPE OF SERVICE	FEE
Surry		
Treatment	Professional Assessment & Counseling Center (PACC)	\$25,960
	Jill Borders – LCSW	\$6,000
	TASC (Treatment Accountability for Safer Communities)	Free
Education	Surry Community College	Free
Employment	Job Link	Free
	Vocational Rehabilitation	Free
Life Skills	Staff	\$49,506
	Surry County Domestic Violence	Free
	Surry – Stokes District Attorney's Office	Free
	NC Community Service Work Program	Free
	Surry County Dept. of Social Services	Free
	Surry County Health and Nutrition Center	Free
	Surry County Sheriff's Office	Free
	New River Behavior Health Care	Free
	DonLin Counseling Services	Free
Vance/Granville/Franklin/Warren		
Treatment	Program Assistant	\$21,598
	Carolina Corrections Services, Inc.	\$35,637
	Comprehensive Services, LLC	\$52,252
	TASC (Treatment Accountability for Safer Communities)	Free
Education	Vance-Granville Community College	Free
Life Skills	Basic Skills for Community-Based Literacy & Special Populations-Vance Granville Community College	Free
	Cognitive Behavior Intervention and other classes – Staff	\$37,820
Transportation	KATA Transportation	\$36,827
Other	Lunches for participants	\$10,313

CJPP RESOURCE CENTERS		
SERVICE	TYPE OF SERVICE	FEE
Wilkes		
Treatment	Donlin Counseling Services	\$49,630
	TASC (Treatment Accountability for Safer Communities)	Free
	TASC Cognitive behavior Intervention	\$3,240
Employment	NC Employment Security Commission	Free
Life Skills	Cognitive Behavior Intervention and other classes – Staff	\$22,805